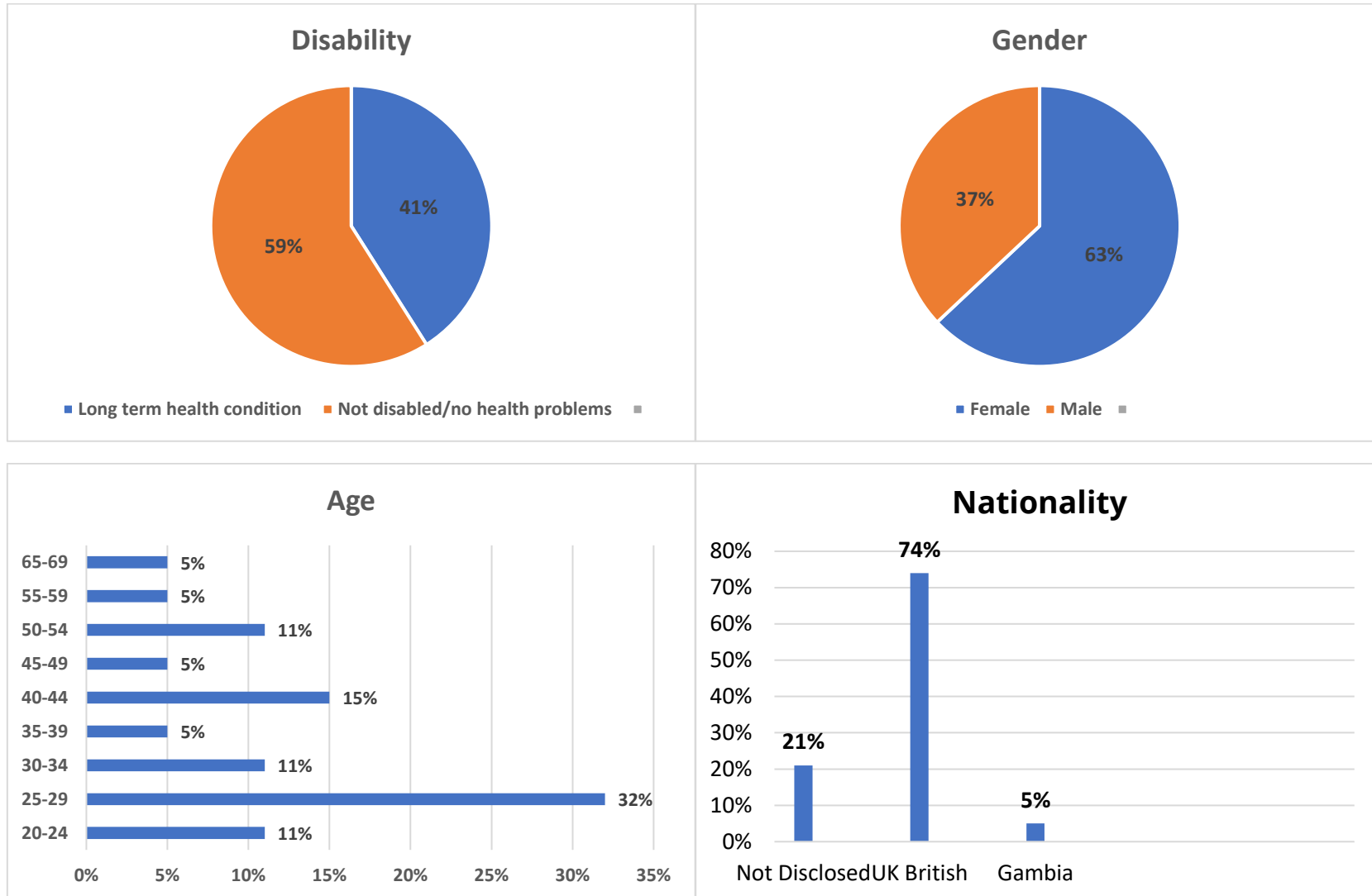
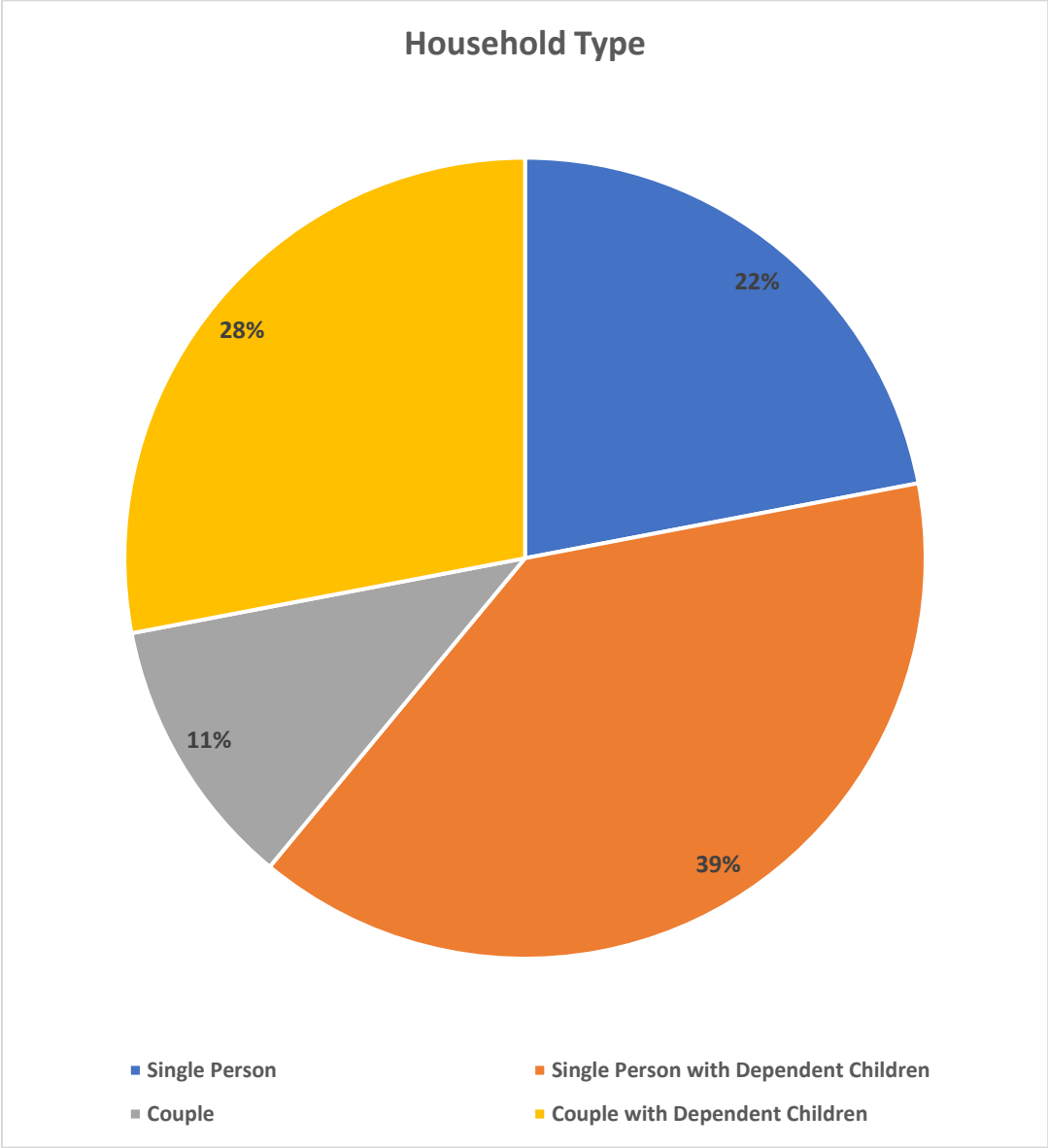


Tamworth Homelessness Prevention Project Report – Q1 2023

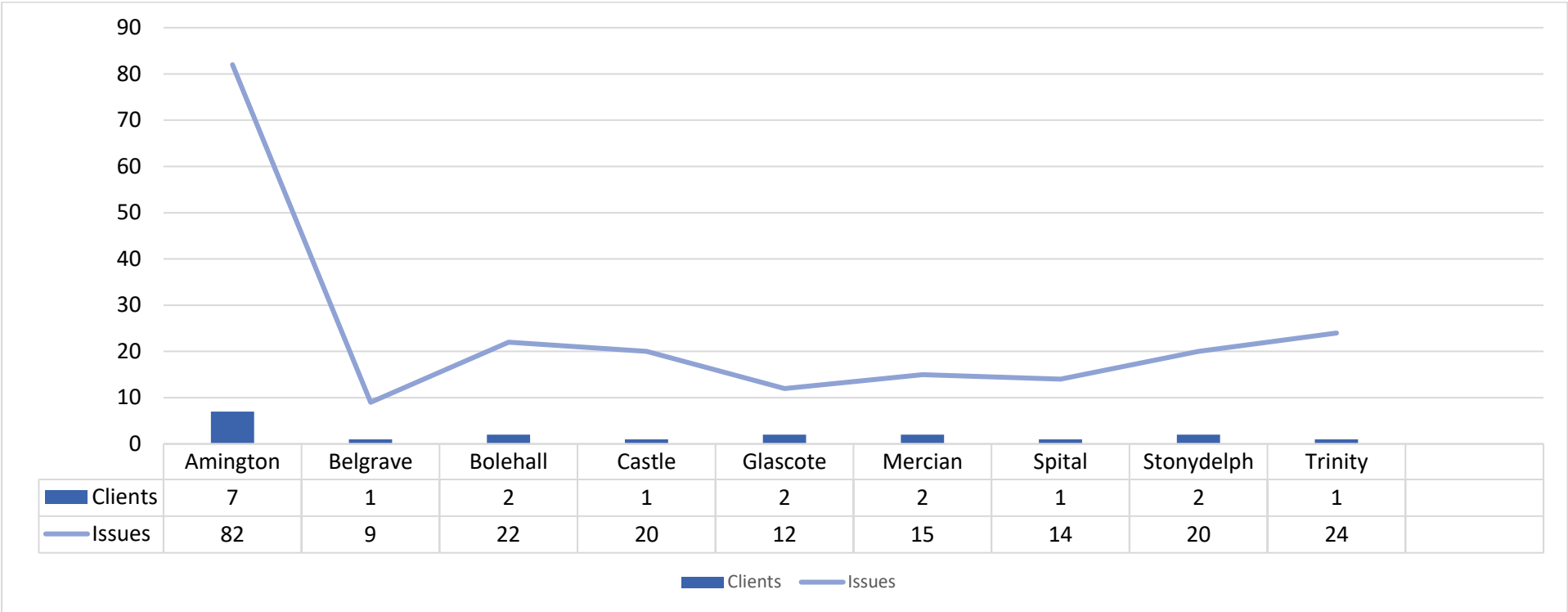
Total number of clients in the quarter = 19

Tamworth Homelessness Prevention Project - Breakdown of client demographics (Q1 2023)

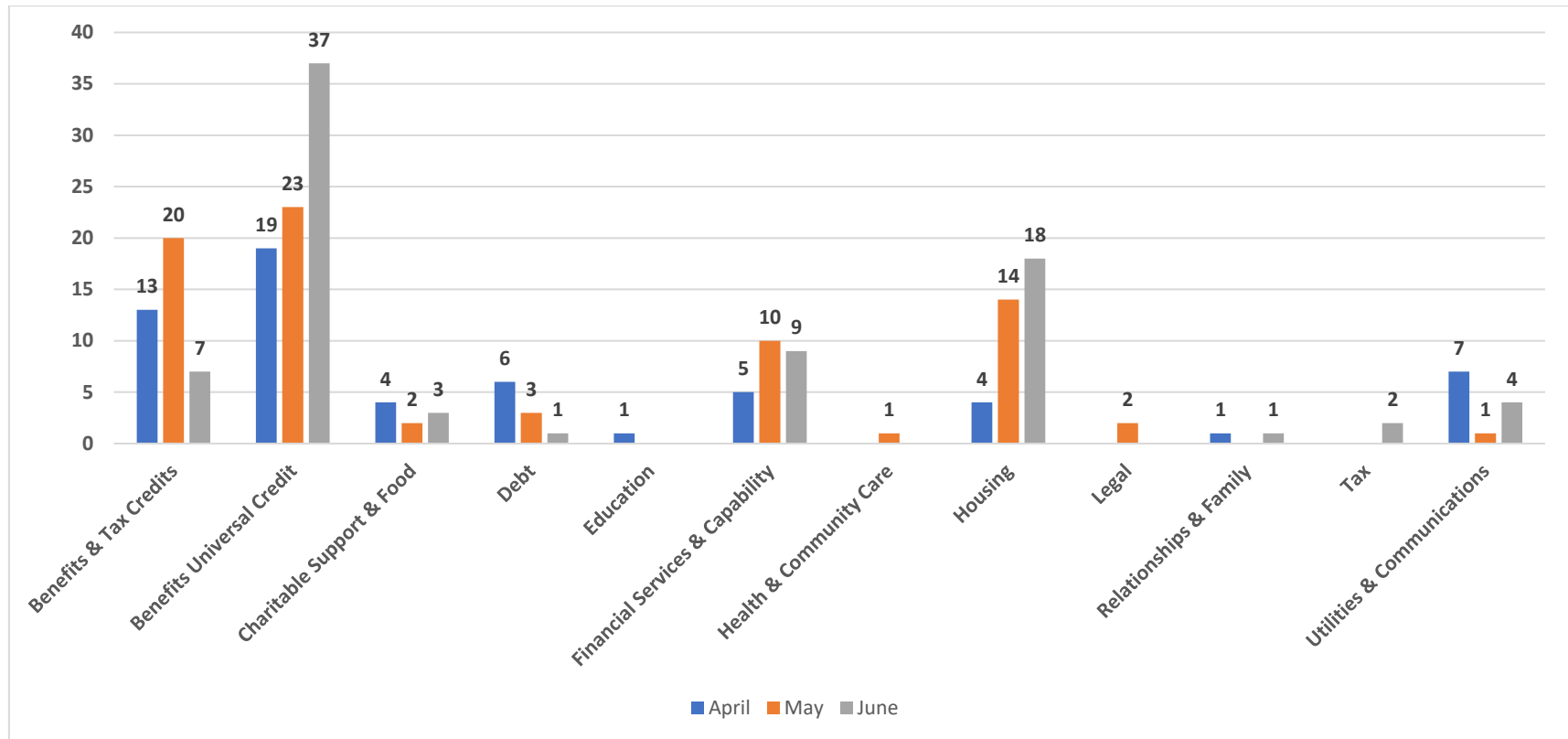




Tamworth Homelessness Prevention Project - Breakdown of clients and issues by Ward (Q1 2023)



Tamworth Homelessness Prevention Project - Breakdown of reported issues (Q1 2023)

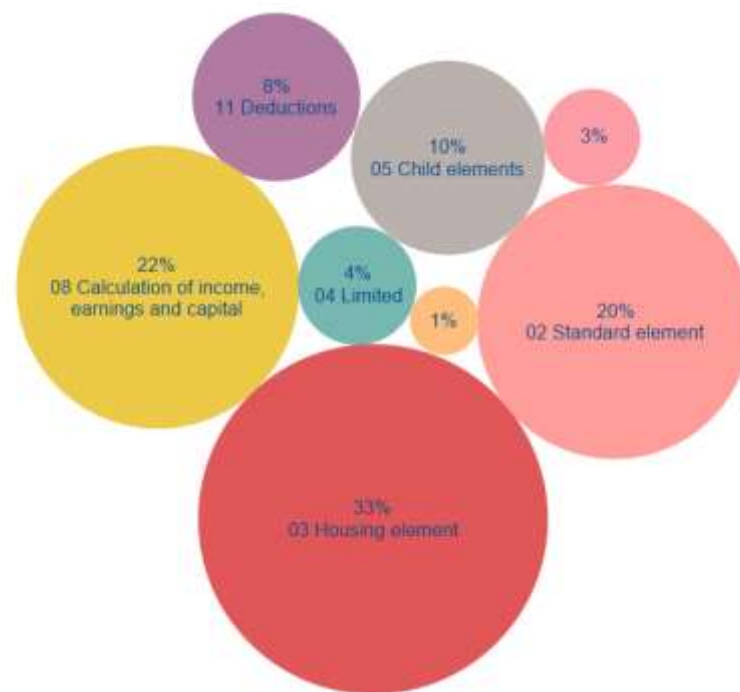


Tamworth Homelessness Prevention Project Report – Referrals Q1 2023

Referrals				
	Q2 2022	Q3 2022	Q4 2023	Q1 2023
Referrals	30	52	35	24
Appointments Made	24	31	30	19
DNA Appointment	5	4	3	4
No Contact Made Yet	2	13	1	1
Failed to Engage	0	4	3	4

Tamworth Homelessness Prevention Project - breakdown of Benefits Universal Credit top issues (Q1 2023)

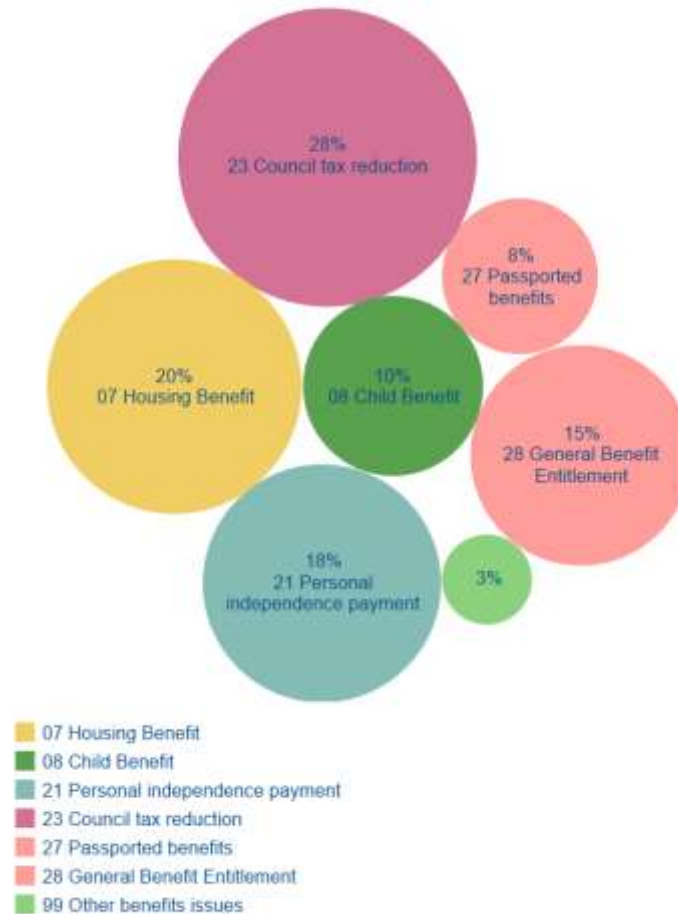
Benefits Universal Credit issues accounted for the majority of reported issues across the quarter (36%/79 issues). The percentage split of the issues surrounding Benefits Universal Credit are reported as follows:



- 01 Initial claim
- 02 Standard element
- 03 Housing element
- 04 Limited capability for work elements
- 05 Child elements
- 08 Calculation of income, earnings and capital
- 11 Deductions
- 24 Benefit Cap

Tamworth Homelessness Prevention Project - breakdown of Benefits & Tax Credits top issues (Q1 2023)

Benefits & Tax Credits issues accounted for the second highest reported issues across the quarter (18%/40 issues). The percentage split of the issues surrounding Benefits & Tax Credits are reported as follows:



Tamworth Homelessness Prevention Project – Number of Contacts by Channel (Q1 2023)

	Letter	In person	Email	Telephone	Grand Total
April 2023	1		21	29	51
May 2023		4	20	14	38
June 2023		1	14	10	25
Grand Total	1	5	55	53	114

Tamworth Homelessness Prevention Project – Client Outcomes (Q1 2023)

Income gain					
	Number of outcomes	Client count	Amount	Average per outcome	Average per client
Access to, or provision of accommodation bid successful	1	1	£0	£0	£0
Appropriate service/ support obtained for client - successful	1	1	£0	£0	£0
Bailiff's action stopped/suspended/prevented	1	1	£0	£0	£0
Benefit / tax credit gain - a new award or increase	10	5	£28,759	£2,876	£5,752
Benefit / tax credit gain - award or increase following revision or appeal	2	2	£6,318	£3,159	£3,159
Benefit / tax credit maintained	21	5	£0	£0	£0
Client familiarised with how UC works and what it means for them	20	6	£0	£0	£0
Creditor action stopped/suspended/prevented	2	2	£0	£0	£0
Debt write off - other	1	1	£1,267	£1,267	£1,267
Enforcement action avoided/suspended	1	1	£0	£0	£0
Food provision / referral	5	5	£525	£105	£105
Fuel Voucher	5	5	£2,250	£450	£450
Hygiene - Bank	4	4	£135	£34	£34
Improved health / capacity to manage	28	7	£0	£0	£0
Moratorium / Agreeing a period of time when you made no payments	1	1	£0	£0	£0
Repayment negotiated	4	3	£1,800	£450	£600
UC flexibilities (e.g. Alternative Payment Arrangements) requested	1	1	£0	£0	£0

Grand Total	108	51	£41,054		
--------------------	------------	-----------	----------------	--	--

Quarterly Comparison	Q2	Q3	Q4	Q1	Grand Total
No. of outcomes	315	274	338	108	1,035
Client count	124	122	141	51	438
Amount	£77,729	£74,613	£54,785	£41,054	£248,181

Tamworth Homelessness Prevention Project – Debt (Q1 2023)

Type of Debt	April		May		June		Q1 Total		Previous Quarter	
	No	Amount	No	Amount	No	Amount	No	Amount	No	Amount
Benefit overpayment (not HB)									1	£300
Budgeting advance on UC									2	£700
Catalogue / Mail order					1	£300	1	£300		
Council tax			1	£2,070.77			1	£2,070.77	3	£3095.14
Credit Card			4	£4,201	2	£1,300	6	£5,501	9	£7323
Dual Fuel									1	£900
Hire Purchase (HP)/Conditional Sale									1	£1,200
Rent Arrears			1	£1,442.08	1	£2,080	2	£3,522.08	1	£2,000
Store Card									1	£1,208
Unsecured Loan / Bank Loan									4	£5,435
GRAND TOTAL			6	£7,713.85	4	£3,680	10	£11,393.85	23	£22,161.14

This page is intentionally left blank